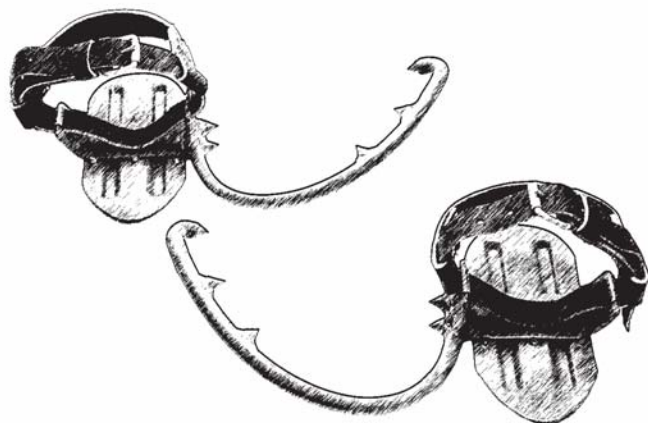


INSTRUCTION MANUAL
POLE CLIMBERS
type SP101/SP102



PROTEKT[®]

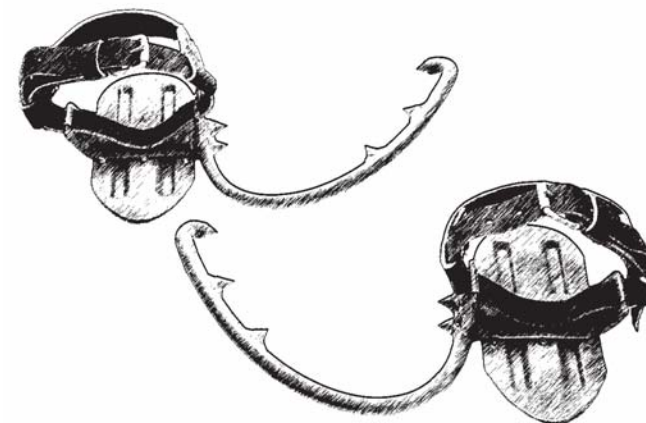
ul. Starorudzka 9
93-403 Lodz
POLAND

tel.: (+48 42) 680 20 83

fax: (+48 42) 680 20 93

e-mail: protekt@protekt.com.pl

INSTRUCTION MANUAL
POLE CLIMBERS
type SP101/SP102



PROTEKT[®]

ul. Starorudzka 9
93-403 Lodz
POLAND

tel.: (+48 42) 680 20 83

fax: (+48 42) 680 20 93

e-mail: protekt@protekt.com.pl

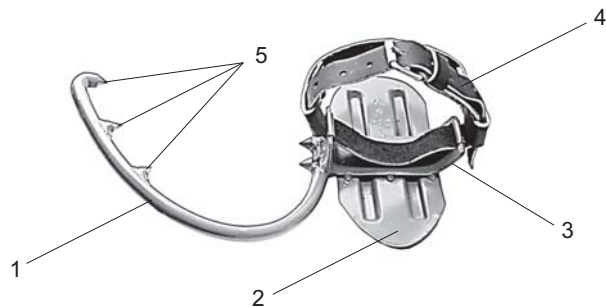
POLE CLIMBERS

1. Destination

Pole climbers type SP101 are used to climb the wooden poles of diameter up to 200mm. Pole climbers type SP102 are used to climb the wooden poles of diameter from 200 to 275mm.

2. Construction

- 1) Grab
- 2) Foot
- 3) Stirrup
- 4) Strap (2-pieces)
- 5) Spikes



3. Installation

Disconnect straps buckles. Put on the shoe on the pole climber foot. The stirrup shall be placed beside the heel and the grab should be directed to the inner side of the foot. In this position tightly fasten the straps and connect the buckles. Put on safety harness with work positioning belt. Put on safety helmet and connect chin strap.

4. Climbing a pole

Put the work positioning lanyard around the pole and connect to the belt. Put on the grab of the first climber on the pole and drive strongly the strikes. Carry up the body weight and drive the strikes of the second climber above the level of the first climber. Repeat these activities to climb up on the needful height.

To climb down the pole perform activities in reverse order. The lanyard can be disconnected only when you have already stood on the ground.

5. Maintenance and storage

After work the tree climbers should be cleaned from a mud and other impurities.

After cleaning control the climbers condition.

If the straps are wet they should be dried in room temperature. Don't allow to crack the straps.

Pole climbers should be stored in dry, well ventilated places

6. Safety conditions

- A. Climbing equipment is for use by properly trained professionals only
- B. Before each using we should pay special attention to the condition of the tree climbers and straps.
- C. Used up or damaged straps should be changed with new straps supplied by tree climbers manufacturer.
- E. It is recommended to make annual detailed visual inspection of used tree climbers. The tree climbers must be out of service if any cracks or deformations appeared.
- F. Pole climbers should be stored away from damp and caustic exhalations.
- G. Pole climbers can be used only by a person of weight up to 130 kg.

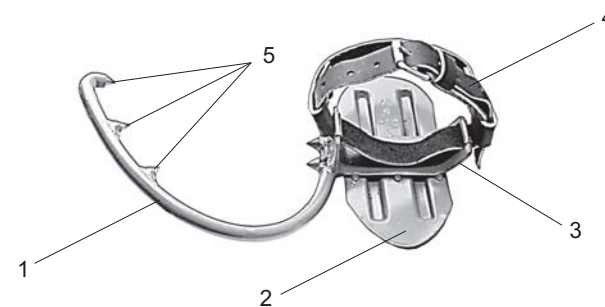
POLE CLIMBERS

1. Destination

Pole climbers type SP101 are used to climb the wooden poles of diameter up to 200mm. Pole climbers type SP102 are used to climb the wooden poles of diameter from 200 to 275mm.

2. Construction

- 1) Grab
- 2) Foot
- 3) Stirrup
- 4) Strap (2-pieces)
- 5) Spikes



3. Installation

Disconnect straps buckles. Put on the shoe on the pole climber foot. The stirrup shall be placed beside the heel and the grab should be directed to the inner side of the foot. In this position tightly fasten the straps and connect the buckles. Put on safety harness with work positioning belt. Put on safety helmet and connect chin strap.

4. Climbing a pole

Put the work positioning lanyard around the pole and connect to the belt. Put on the grab of the first climber on the pole and drive strongly the strikes. Carry up the body weight and drive the strikes of the second climber above the level of the first climber. Repeat these activities to climb up on the needful height.

To climb down the pole perform activities in reverse order. The lanyard can be disconnected only when you have already stood on the ground.

5. Maintenance and storage

After work the tree climbers should be cleaned from a mud and other impurities.

After cleaning control the climbers condition.

If the straps are wet they should be dried in room temperature. Don't allow to crack the straps.

Pole climbers should be stored in dry, well ventilated places

6. Safety conditions

- A. Climbing equipment is for use by properly trained professionals only
- B. Before each using we should pay special attention to the condition of the tree climbers and straps.
- C. Used up or damaged straps should be changed with new straps supplied by tree climbers manufacturer.
- E. It is recommended to make annual detailed visual inspection of used tree climbers. The tree climbers must be out of service if any cracks or deformations appeared.
- F. Pole climbers should be stored away from damp and caustic exhalations.
- G. Pole climbers can be used only by a person of weight up to 130 kg.